



Flange Cover is assembled, place fingers inside, PULL UP and push out, TWIST to separate the 2 piece flange. Never pull straight apart.

INS-OPTIMUM-FLANGECOVER



011922



Flange Cover is assembled, place fingers inside, PULL UP and push out, TWIST to separate the 2 piece flange. Never pull straight apart.

INS-OPTIMUM-FLANGECOVER



011922



Flange Cover is assembled, place fingers inside, PULL UP and push out, TWIST to separate the 2 piece flange. Never pull straight apart.

INS-OPTIMUM-FLANGECOVER

011922



Flange Cover is assembled, place fingers inside, PULL UP and push out, TWIST to separate the 2 piece flange. Never pull straight apart.

INS-OPTIMUM-FLANGECOVER

011922