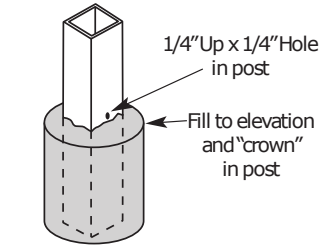
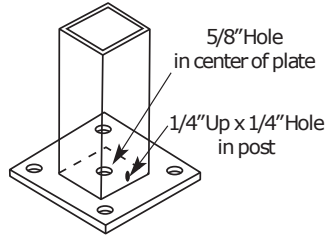


WARNING!!!

In locations subject to freezing, where posts are grouted into core-drilled holes or plated for surface mounting by anchor bolts, a 1/4" diameter "weep" hole should be drilled approximately 1/8" to 1/4" above elevation. This allows for drainage of moisture from condensation, ground water seepage, leakage through post tops or attachment holes, etc. In the case of core-drilled holes, grout must fill inside the post cavity to ground elevation and the area outside the post should be "crowned" slightly to ensure that water runs away from the post rather than settling at the base. In the case of plated posts, a larger hole in the center of base plate will suffice in lieu of the "weep" hole. Manufacturer will not be responsible for failures in the post or in surrounding grout or masonry when an appropriate drainage space (weep hole) was not provided for during installation.



Core-Drilled Hole



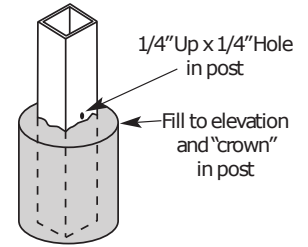
Plated Post

INS-OPTIMUM-FLG-COVER-WEEP

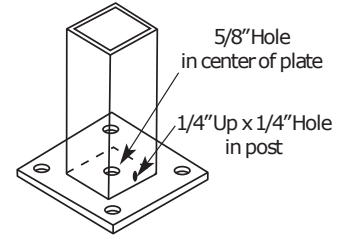
011922

WARNING!!!

In locations subject to freezing, where posts are grouted into core-drilled holes or plated for surface mounting by anchor bolts, a 1/4" diameter "weep" hole should be drilled approximately 1/8" to 1/4" above elevation. This allows for drainage of moisture from condensation, ground water seepage, leakage through post tops or attachment holes, etc. In the case of core-drilled holes, grout must fill inside the post cavity to ground elevation and the area outside the post should be "crowned" slightly to ensure that water runs away from the post rather than settling at the base. In the case of plated posts, a larger hole in the center of base plate will suffice in lieu of the "weep" hole. Manufacturer will not be responsible for failures in the post or in surrounding grout or masonry when an appropriate drainage space (weep hole) was not provided for during installation.



Core-Drilled Hole



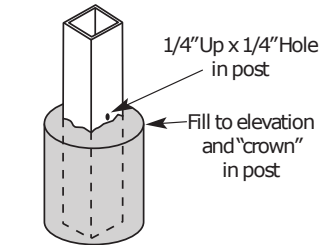
Plated Post

INS-OPTIMUM-FLG-COVER-WEEP

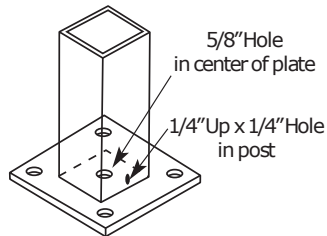
011922

WARNING!!!

In locations subject to freezing, where posts are grouted into core-drilled holes or plated for surface mounting by anchor bolts, a 1/4" diameter "weep" hole should be drilled approximately 1/8" to 1/4" above elevation. This allows for drainage of moisture from condensation, ground water seepage, leakage through post tops or attachment holes, etc. In the case of core-drilled holes, grout must fill inside the post cavity to ground elevation and the area outside the post should be "crowned" slightly to ensure that water runs away from the post rather than settling at the base. In the case of plated posts, a larger hole in the center of base plate will suffice in lieu of the "weep" hole. Manufacturer will not be responsible for failures in the post or in surrounding grout or masonry when an appropriate drainage space (weep hole) was not provided for during installation.



Core-Drilled Hole



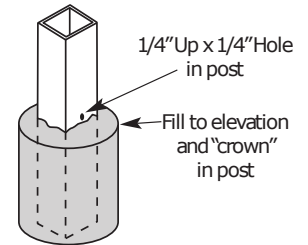
Plated Post

INS-OPTIMUM-FLG-COVER-WEEP

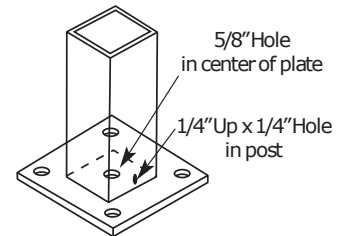
011922

WARNING!!!

In locations subject to freezing, where posts are grouted into core-drilled holes or plated for surface mounting by anchor bolts, a 1/4" diameter "weep" hole should be drilled approximately 1/8" to 1/4" above elevation. This allows for drainage of moisture from condensation, ground water seepage, leakage through post tops or attachment holes, etc. In the case of core-drilled holes, grout must fill inside the post cavity to ground elevation and the area outside the post should be "crowned" slightly to ensure that water runs away from the post rather than settling at the base. In the case of plated posts, a larger hole in the center of base plate will suffice in lieu of the "weep" hole. Manufacturer will not be responsible for failures in the post or in surrounding grout or masonry when an appropriate drainage space (weep hole) was not provided for during installation.



Core-Drilled Hole



Plated Post

INS-OPTIMUM-FLG-COVER-WEEP

011922